

The growing research landscape of Spanish Social Science output in the *Web of Science*

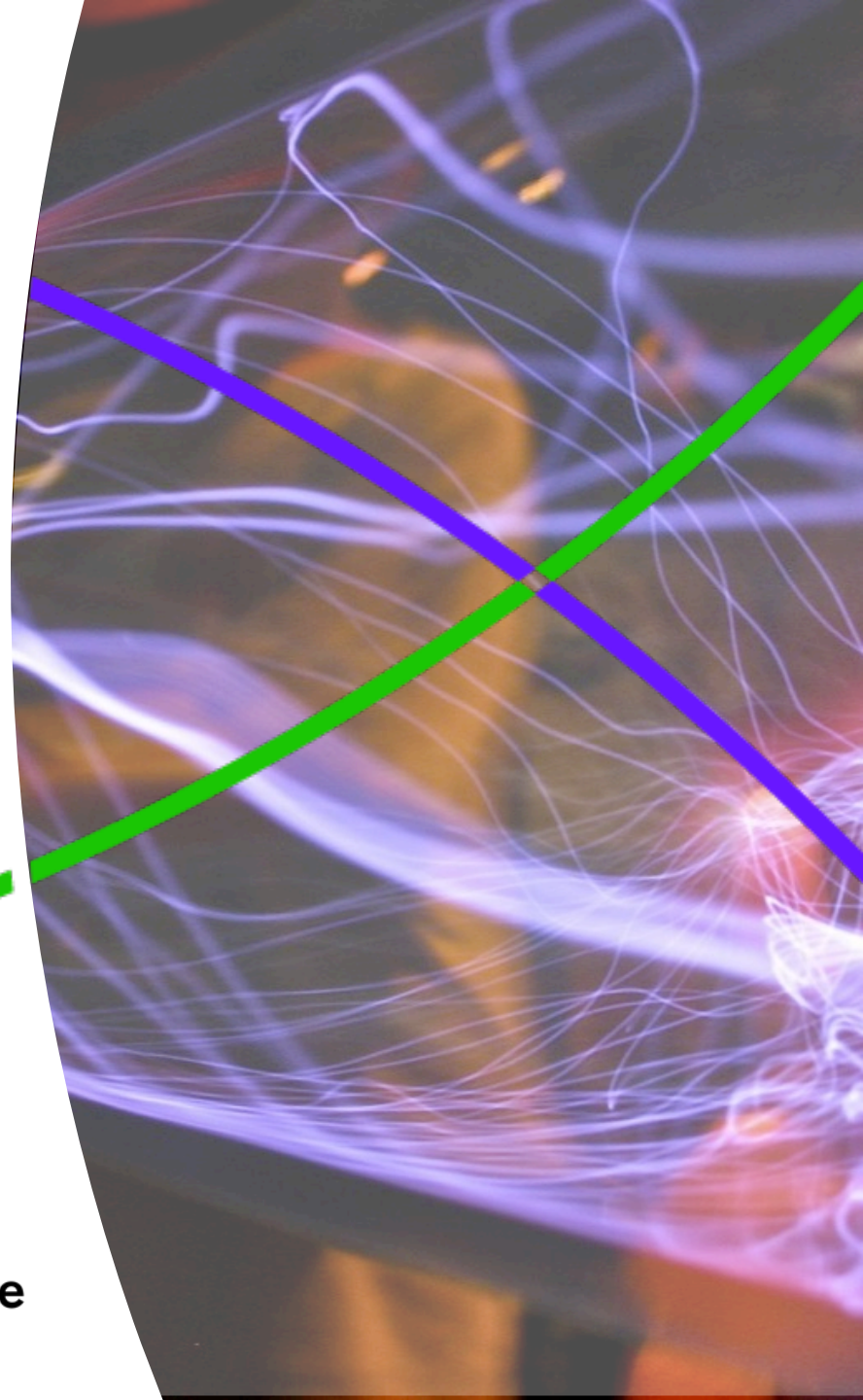
CRECS 2007

CUENCA, el 4 de Mayo

Sebastien.vellay@clarivate.com

Web of Science
Trust the difference

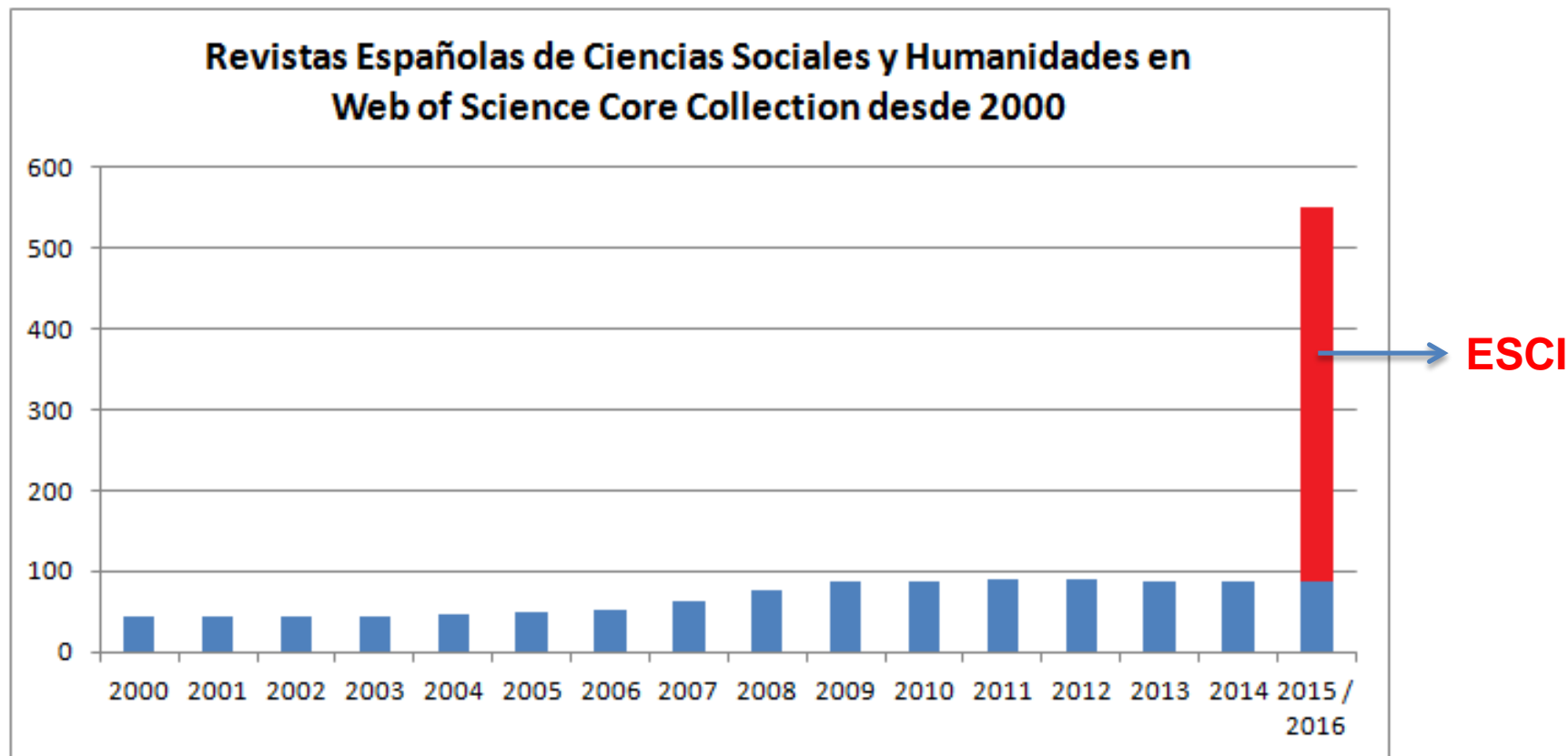
 **Clarivate**
Analytics



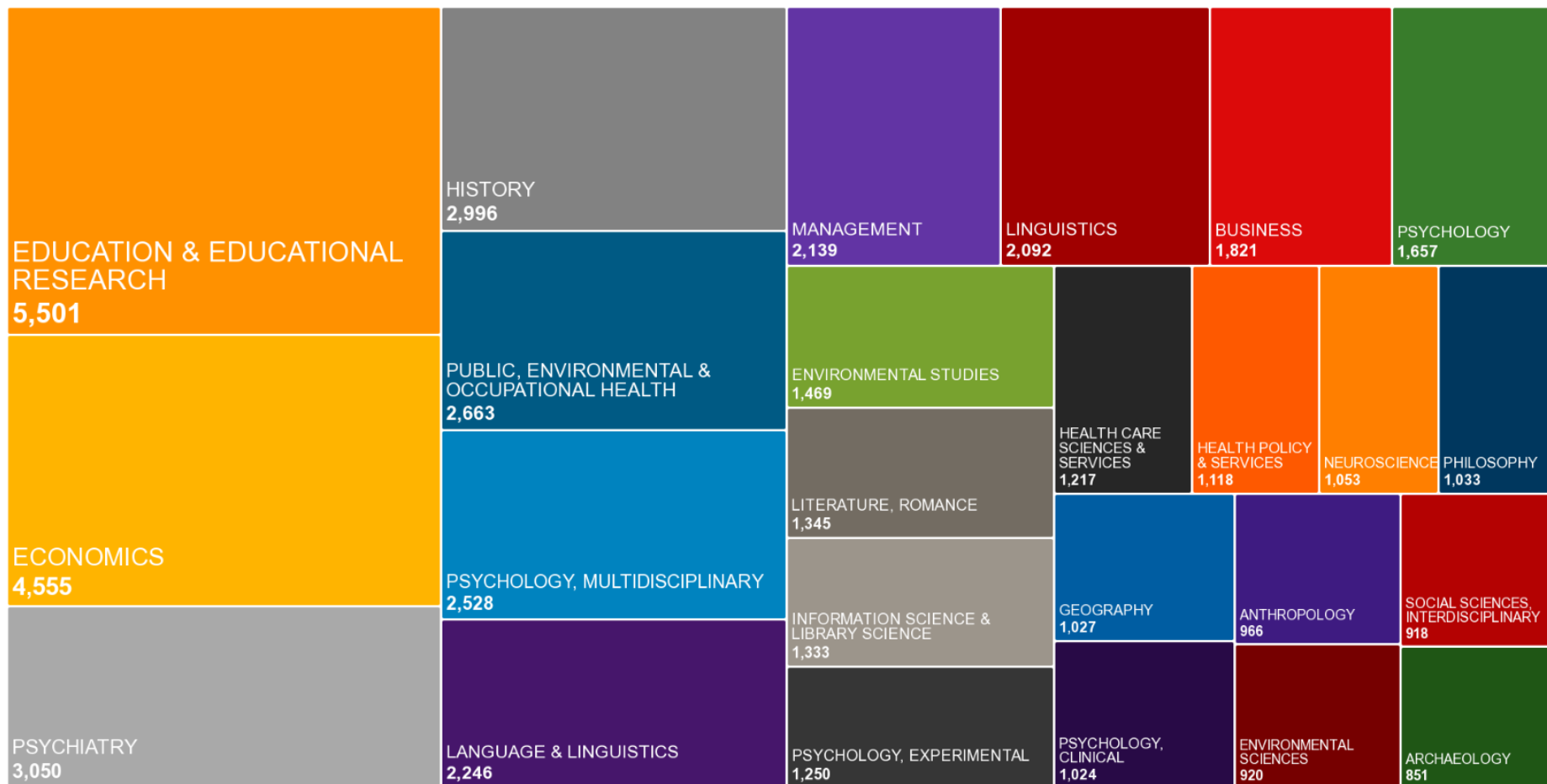
AGENDA

- Presencia de las revistas Españolas
- Análisis por áreas
- La producción en su contexto Europeo e Internacional
- Más allá del Journal Impact Factor
- Conclusiones

Evolución de las revistas Españolas de Ciencias Sociales y Humanidades en WoS Core Collection



Top 25 Disciplines in Soc Sciences – Spain (2012 – 2015) (SSCI, AHCI, Proceedings & Book chapters)

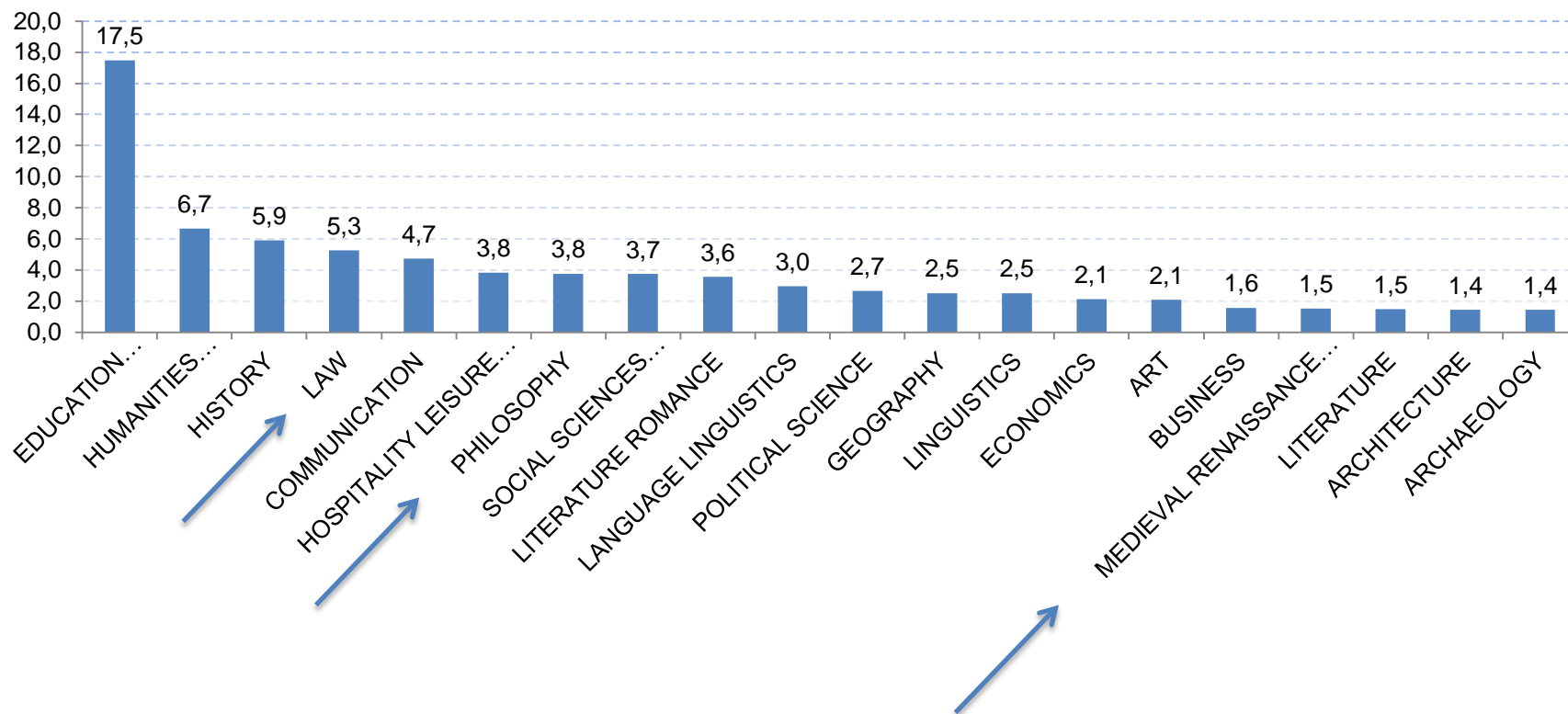


Indicators: Web of Science Documents. Schema: Web of Science. Time Period: 2012-2015
InCites dataset updated Apr 15, 2017. Includes Web of Science™ content indexed through Feb 3, 2017. Export Date: Apr 21, 2017.

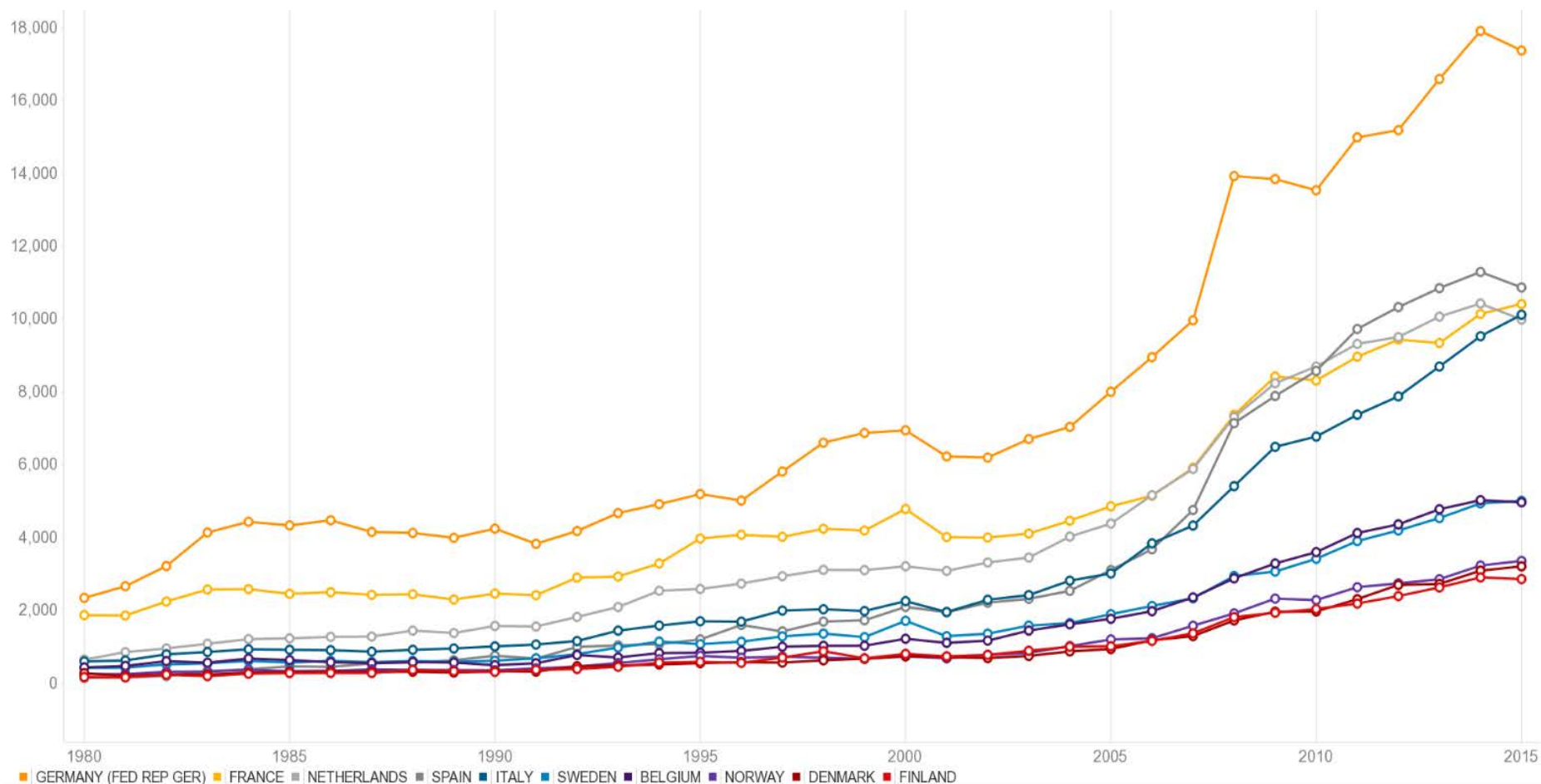
Spanish Social Science output in ESCI per top 20 categories

77% of Spanish publications in the recent ESCI extension are in Social Science and Humanities

Weight of Spanish social science publications per discipline



TOP 10 – EU Countries publishing in Social Science and Humanities (SSCI, AHCI, Proceedings & Book Chapters)

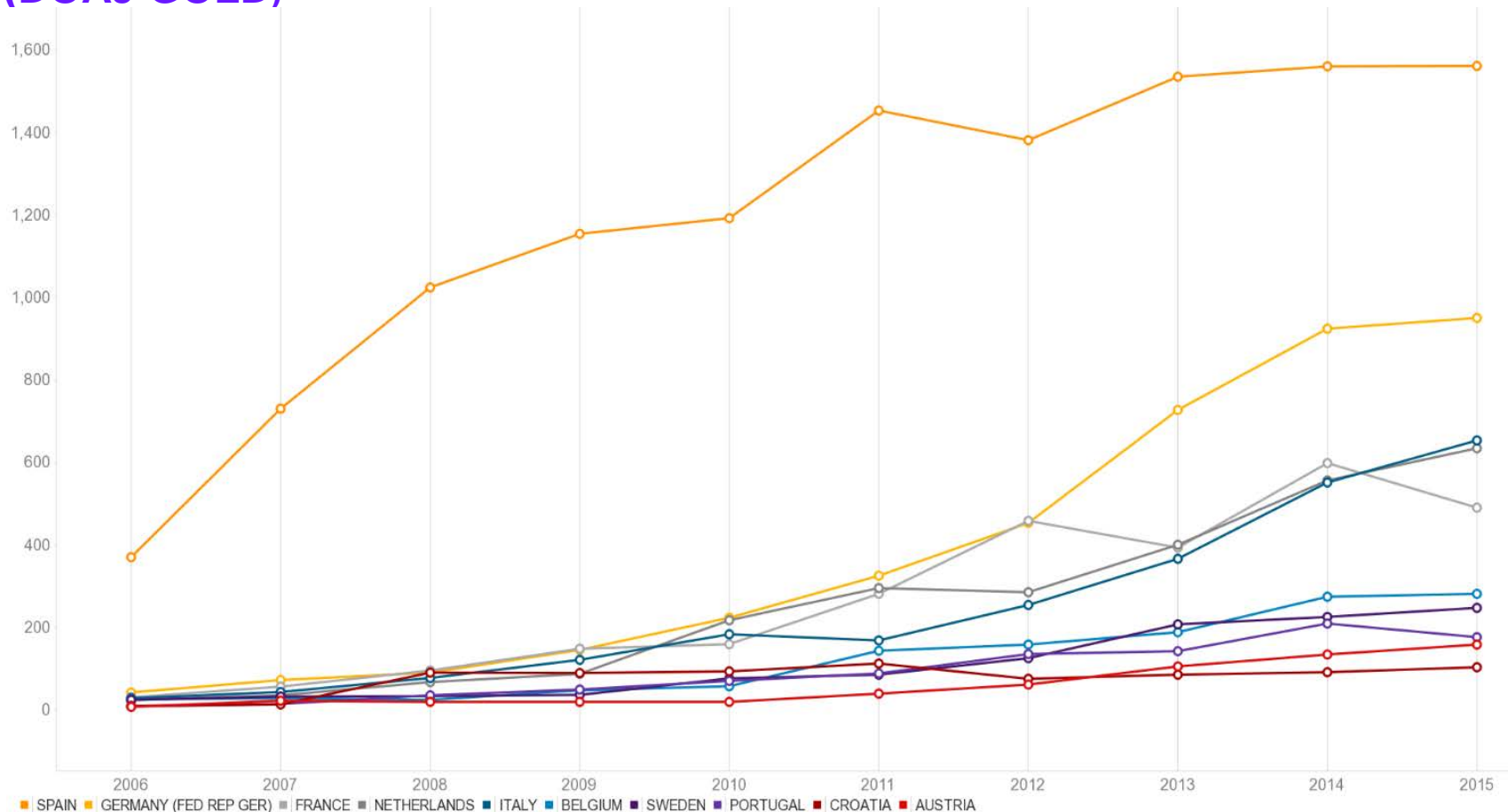


Indicators: Web of Science Documents.

Area: 6 HUMANITIES, 5 SOCIAL SCIENCES. Time Period: 1980-2015

InCites dataset updated Apr 15, 2017. Includes Web of Science™ content indexed through Feb 3, 2017. Export Date: Apr 21, 2017.

TOP 10 – EU Countries publishing in Social Science and Humanities (SSCI, AHCI, Proceedings & Book Chapters) – In Open Access journals (DOAJ GOLD)

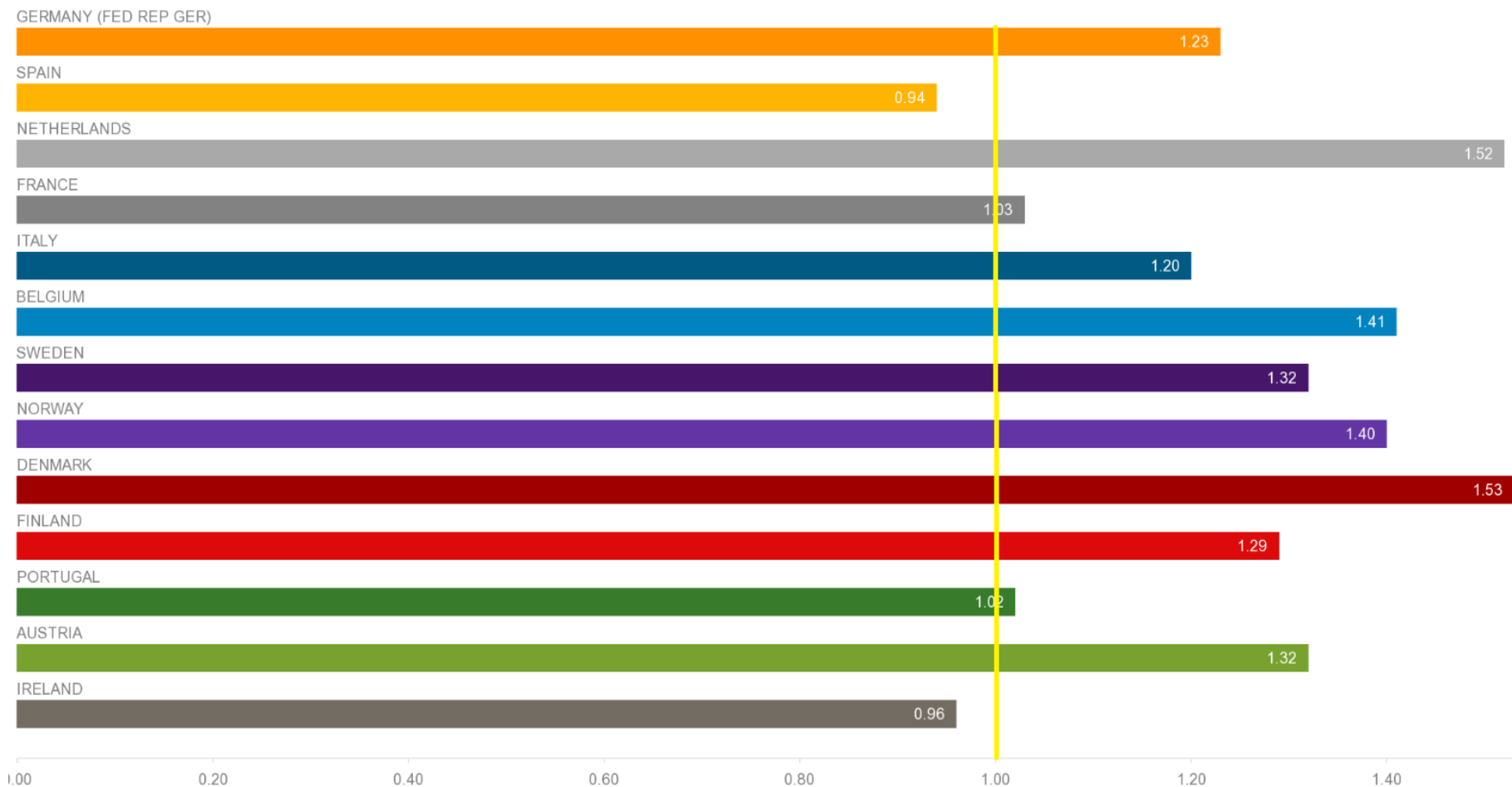


Indicators: Web of Science Documents.

Area: 6 HUMANITIES, 5 SOCIAL SCIENCES. Open Access: Yes. Time Period: 2006-2015

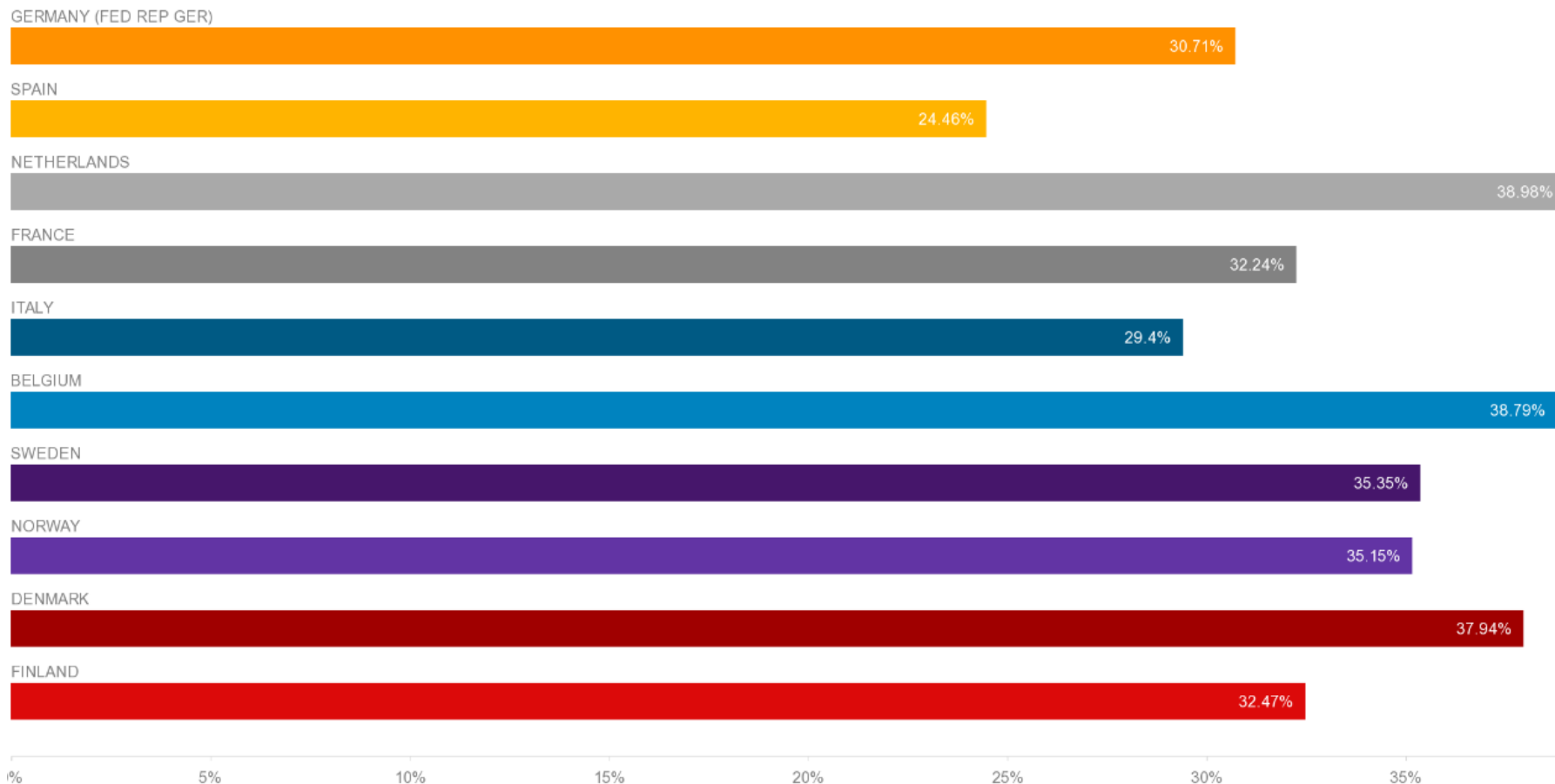
InCites dataset updated Apr 15, 2017. Includes Web of Science™ content indexed through Feb 3, 2017. Export Date: Apr 21, 2017.

TOP 10 – EU Countries publishing in Social Science and Humanities IMPACT RELATIVE TO WORLD (2011 – 2015)



Indicators: Category Normalized Citation Impact. **Location:**GERMANY (FED REP GER),FRANCE,SPAIN,ITALY,AUSTRIA,FINLAND,CROATIA,PORTUGAL,BELGIUM,DENMARK,NETHERLANDS,IRELAND,SWEDEN,NORWAY,POLAND,GREECE,HUNGARY,SLOVAKIA,SLOVENIA,LITHUANIA
Area:6 HUMANITIES,5 SOCIAL SCIENCES.**Web of Science Documents:**10,000-38,433,656.**Time Period:**2011-2015
InCites dataset updated Apr 15, 2017. Includes Web of Science™ content indexed through Feb 3, 2017. Export Date: Apr 21, 2017.

TOP 10 – EU Countries publishing in Social Science and Humanities % INTERNATIONAL COLLABORATION (2011 – 2015)

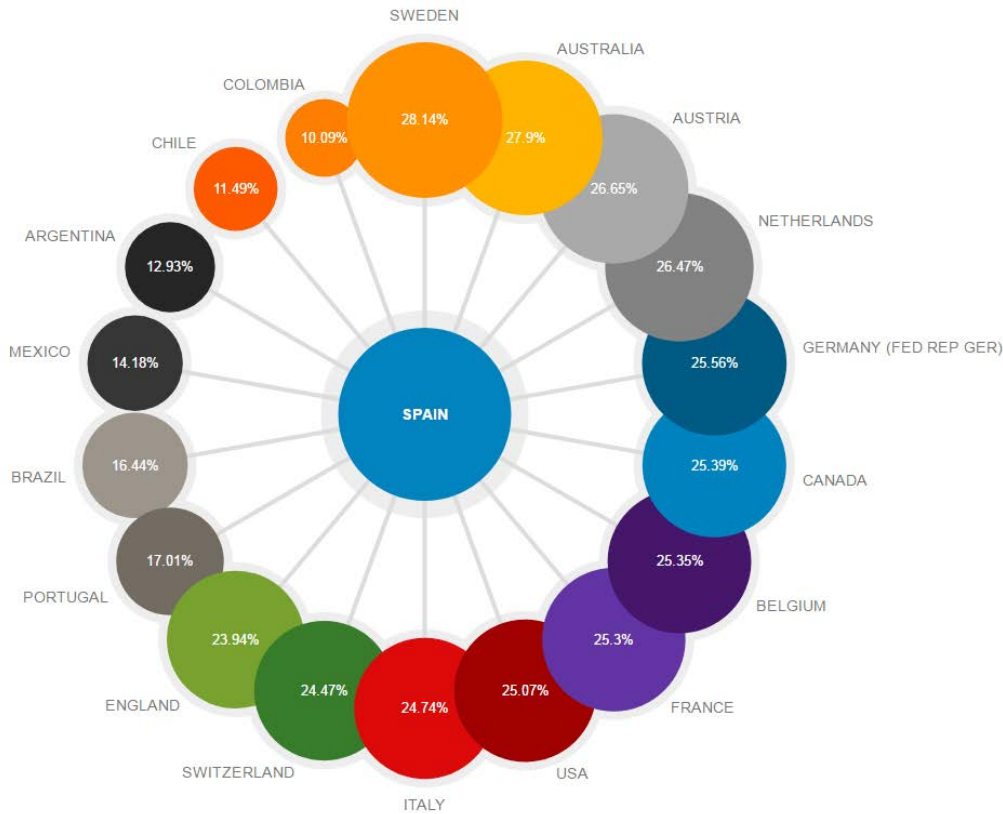


Indicators: % International Collaborations.

Area: 6 HUMANITIES, 5 SOCIAL SCIENCES. Time Period: 2011-2015

InCites dataset updated Apr 15, 2017. Includes Web of Science™ content indexed through Feb 3, 2017. Export Date: Apr 23, 2017.

Colaboraciones internacionales de España en Ciencias Sociales y Humanidades – % top 10%



Name	Rank	Web of Science Documents
SWEDEN	1	462
AUSTRALIA	2	724
AUSTRIA	3	454
NETHERLANDS	4	1,526
GERMANY (FED REP GER)	5	1,909
CANADA	6	973
BELGIUM	7	848
FRANCE	8	1,688
USA	9	5,045
ITALY	10	1,831
SWITZERLAND	11	609
ENGLAND	12	3,756
PORTUGAL	13	1,005
BRAZIL	14	584
MEXICO	15	790
ARGENTINA	16	433
CHILE	17	705
COLOMBIA	18	436

Indicators: % Documents in Top 10%. Location: NOT UNITED KINGDOM, NOT SCOTLAND. Location Type: Country Schema: OECD. Research Area: 6 HUMANITIES, 5 SOCIAL SCIENCES. Collaborations with Locations: SPAIN. Web of Science Documents: 400-38,433,656. Time Period: 2006-2015
 InCites dataset updated Apr 15, 2017. Includes Web of Science™ content indexed through Feb 3, 2017. Export Date: Apr 23, 2017.

¿En que revistas los autores Españoles de Ciencias Sociales y Humanidades publicaron más ARTICULOS entre 2006 y 2015?

Name	Rank	▼ Web of Science Documents	Journal Country	Journal Impact Factor	Journal Normalized Citation Impact
PSICOTHEMA	1	986	SPAIN	1.245	0.91
EXPERT SYSTEMS WITH APPLICATIONS	2	732	USA	2.981	0.85
ANALES DE PSICOLOGIA	3	622	SPAIN	0.574	1.04
SPANISH JOURNAL OF PSYCHOLOGY	4	587	SPAIN	0.493	1.11
PROFESIONAL DE LA INFORMACION	5	577	SPAIN	0.71	1
ARBOR-CIENCIA PENSAMIENTO Y CULTURA	6	569	n/a	n/a	0.95
INSULA-REVISTA DE LETRAS Y CIENCIAS HUMANAS	7	505	n/a	n/a	0.78
BOLETIN DE LA ASOCIACION DE GEOGRAFOS ESPANOLAS	8	485	SPAIN	0.345	1.02
HISTORIA Y COMUNICACION SOCIAL	9	476	n/a	n/a	0.96
EUROPEAN JOURNAL OF OPERATIONAL RESEARCH	10	473	NETHERLANDS	2.679	0.93
REVISTA DE EDUCACION	11	442	SPAIN	0.845	0.87
SCRIPTA NOVA-REVISTA ELECTRONICA DE GEOGRAFIA Y CIENCIAS SOCIALES	12	341	SPAIN	0.2	1.53
REVISTA DE PSICOLOGIA DEL DEPORTE	13	298	SPAIN	0.56	1.01

Name	Rank	Web of Science Documents	Journal Country	Journal Impact Factor	▼ Journal Normalized Citation Impact	Times Cited
REVISTA DE OCCIDENTE	1	238	n/a	n/a	1.54	13
ANALES DE LA LITERATURA ESPANOLA CONTEMPORANEA	7	134	n/a	n/a	1.21	34
ARCHIVO ESPANOL DE ARTE	11	140	n/a	n/a	1.2	29

Conclusiones

- España es pionero en UE y primero en términos de publicaciones open access en ciencias sociales
- España es número 2 en la UE 27 en términos de volúmenes desde el año 2011, detrás de Alemania
- El impacto bajo los promedios internacionales de España en Ciencias sociales es un esquema habitual – volumen primero, el impacto seguirá (ie. Brazil o China en todas las áreas)
- Fomentar la colaboración internacional contribuye a aumentar el impacto
- Gracias a Emerging Source Citation Index, disciplinas como el derecho o la filosofía en España logran mejor visibilidad
- La extensión de **Emerging Source Citation Index a 10 años de archivos** ofrecerá una gran visibilidad a las 459 revistas de ciencias sociales indizadas en esta colección con mayor capacidad de análisis bibliométricos
- Y con 2.500 nuevas revistas previstas en ESCI a finales de 2017 (+50%), las ciencias sociales Españolas beneficiarán sin duda de este acelerador también para mejorar su impacto

Web of Science
Trust the difference



Sebastien.vellay@clarivate.com